



Kindergarten
Readiness Packet



Language/Reading

Below is a list of skills that your child should know/be familiar with upon entering kindergarten to ensure success.

-Sing the ABC's

-Can write their name (beginning with a capital letter and spelled correctly)

-Can identify all upper and lower case letters in the alphabet

-Can tell the sound each letter in the alphabet makes

-Can tell the sounds in words

Example:

The first sound in the word cat is /C/

The sounds in the word dog are /d/o/g/

-Know that you read from left to right, top to bottom, and page by page

-Understand that letters make words and words make sentences separated by spaces

-Can identify and write numbers 1-20

-Count to 30

-Write numbers 1-10

More Skills to Help your Child become the BEST Kindergartener

The skills listed below are for your child if he/she has mastered everything in this packet and you would like more advanced skills to practice...

Skill:	Example:
Rhyming Words	Cat, hat, bat
Consonants	Any letter that is not a vowel
Vowels	a, e, I, o, u
Punctuation	Period Question Mark Exclamation Mark
Sentence Features	Every sentence begins with a capital letter and ending with a punctuation mark.
Noun	Person, place, animal, or thing (mom, park, dog, pen)
Verb	Action words (hop, jump, sit, stand)
Beginning, Middle, and Ending Sounds	Only 3 letter words: Dog, cat, mop, gum
Recognize number	Write from 1-100
Skip Count	Count by 5's and 10's to 100
Simple number sentences	Know that + means to add Know that - means to take away

How to make sure your child loves to read...

Read, Read, Read! Read as much to your child as possible. Try different stories so that he/she may find a favorite type of book



Even if your child is not reading the correct words, praise them for attempting to read!

Let your child follow the words that you read with their finger.

Ask simple questions after a story has been read. (What was the story about? Who was in the story?)

Don't force them to read words that are too hard. Help by modeling how to sound a word out.

Recommended Reading List

These books have many sentences which are repetitious, giving children confidence in their reading.

The Cat in the Hat by Dr. Seuss

Green Eggs and Ham by Dr. Seuss

Brown Bear, Brown Bear What Do You See? by Bill Martin, Jr.

Goodnight Moon by Margaret Wise Brown

The Very Busy Spider by Eric Carle


Tikki Tikki Tembo by Arlene Mosel

Chicka Chicka Boom Boom by Bill Martin, Jr.

LMNOPeas by Keith Baker


Directions: Write the letter that the picture starts with on the line.



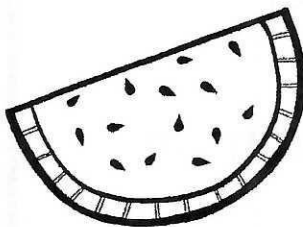


















Directions: Practice writing your alphabet on the line.

A

B

C

D

E

F

G

Directions: Practice writing your alphabet on the line.

H

I

J

K

L

M

N

Directions: Practice writing your alphabet on the line.

O

P

Q

R

S

T

U

Directions: Practice writing your alphabet on the line.

V

W

X

Y

Z

a

b

Directions: Practice writing your alphabet on the line.

C

a

e

f

g

h

i

Directions: Practice writing your alphabet on the line.

j

k

l

m

n

o

p

Directions: Practice writing your alphabet on the line.

a

r

s

t

u

v

w

Directions: Practice writing your alphabet on the line.

X

Y

Z

Extra lines for practice

Directions: Practice writing your **first** name on each line.

The page contains ten sets of horizontal lines for handwriting practice. Each set consists of three lines: a solid top line, a dashed middle line, and a solid bottom line. The sets are arranged vertically down the page, providing space for writing a first name on each line.

Directions: Practice writing your **last** name on each line.

Ask your child to identify each lowercase letter.

h	d	m	f	j
l	q	g	i	c
e	y	n	b	r
p	a	s	v	o
x	t	w	u	z
k				

Color the b's green. Color the d's yellow.

b d b b d
b b
d d b d d
b
b d b

Ask your child to identify each uppercase letter.

S	M	E	P	L
Q	B	H	F	C
W	R	A	U	Y
G	V	T	K	N
X	D	O	I	Z
J				

Ask your child to identify each letter sound.

h	d	m	f	j
l	q	g	i	c
e	y	n	b	r
p	a	s	v	o
x	t	w	u	z
k				

Circle all the vowels (a, e, i, o, u) below.

e

o

f

v

e

g

w

o

f

p

a

e

o

k

e

i

h

t

i

n

y

r

q

a

o

u

i

o

s

a

b

b

i

r

e

u

i

m

u

j

u

m

Match the uppercase letter to the lowercase letter.

A	k
D	f
K	p
F	a
P	d


U	w
I	f
K	u
W	q
Q	i

Y	n
B	e
E	c
N	b
C	y


J	t
H	e
M	j
T	h
Z	m

Draw a line to the words that rhyme.


net




hit




sun





pig



hop



dog




pit




dig



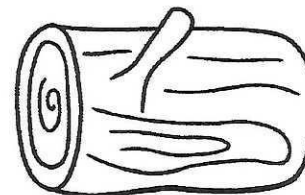
wet



top

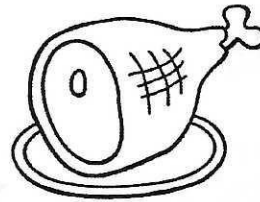




bun
bun

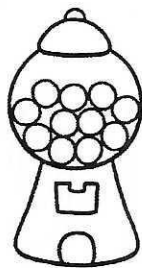





log

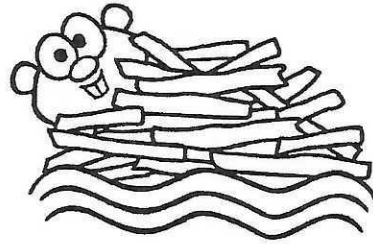
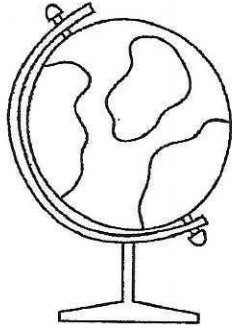

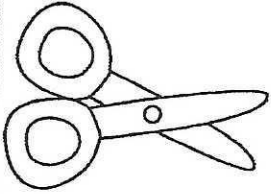


Circle the pictures that begin with /c/




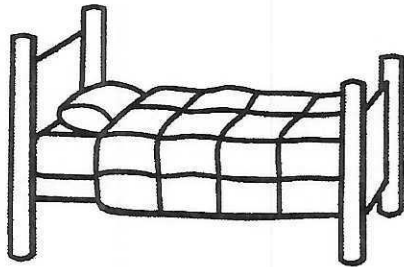




Circle the pictures that begin with /g/



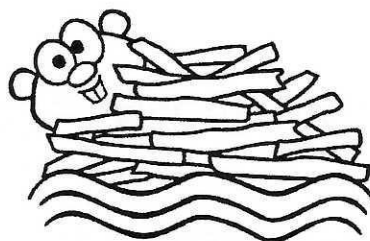
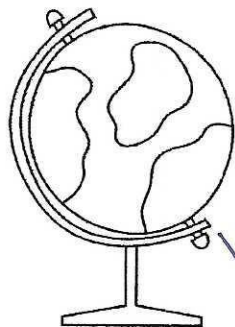

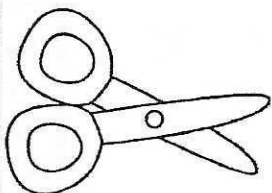


Circle the pictures that begin with /s/




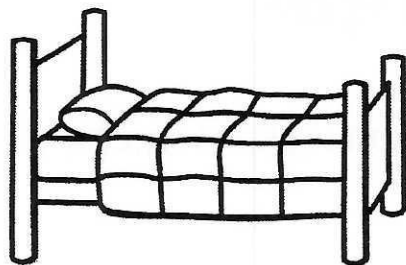



Circle the pictures that begin with /b/



Circle the pictures that begin with /s/



Circle the pictures that begin with /b/



Practice writing your numbers on the lines provided.

1

2

3

Practice writing your numbers on the lines provided.

4

5

6

Practice writing your numbers on the lines provided.

7

8



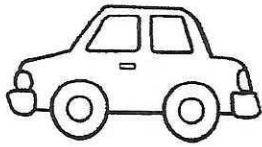
9

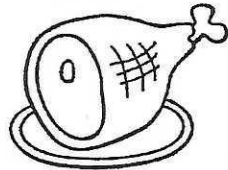
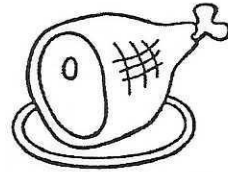
Practice writing your numbers on the lines provided.

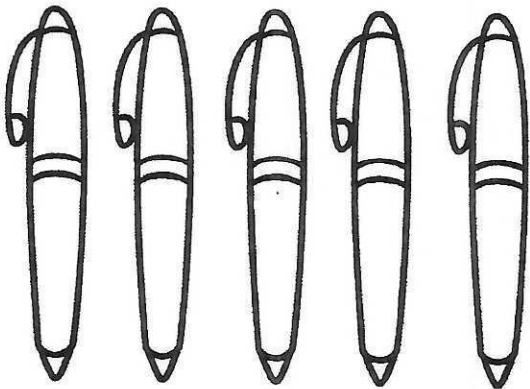
10


Extra lines for practice

Count how many pictures and write it on the line.










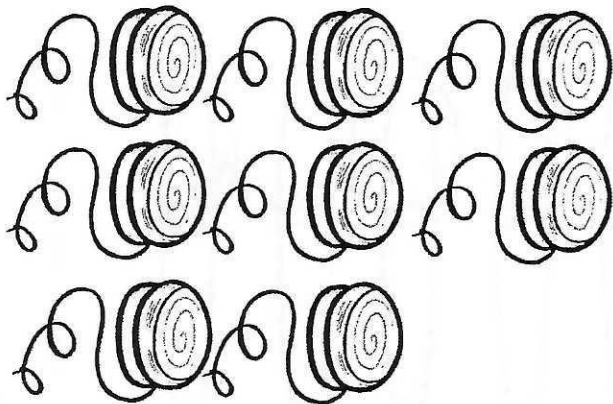


Count how many pictures and write it on the line.












Color the left hand blue.



Color the right hand red.



Color the box with the color that is written.

blue

green

yellow

red

brown

pink

orange


purple

black

Websites for Fun & Learning!



<http://www.starfall.com/>




<http://www.scholastic.com/clifford/>




<http://www.seussville.com/>



http://www.fisher-price.com/en_US/GamesAndActivities/onlinegames/index.html



<http://www.funbrain.com/>



<http://pbskids.org/games/index.html>



<http://pbskids.org/sesame/>







<http://www.meddybemps.com/>



<http://funschool.kaboose.com/preschool/games/index.html>


Kinder-SITE

<http://www.kindersite.org/Directory/DirectoryFrame.htm>



Cut out the numbers and name them. Practice putting them in order.